



CONTROLS PRESET POSITION, PAN/TILT, ZOOM/FOCUS, DIGITAL CAMERA FUNCTIONS AND RECEIVER/HOUSING.

Panasonic introduces the WV-CU161C system controller.

When combined with the WV-CS854A new Super Dynamic II Color Dome Camera, the WV-CU161C enables remote control of various functions for the WV-CS854A. The WV-CS854A is a highly advanced and unitized device. Features include 64 preset positions, 300 degree/sec. panning, 360 degree endless panning, 22x zoom and 10x electronic zoom lens. Other features include Patrol Learn Function, color or selectable B/W mode and progressive digital functions. WV-CU161C allows for direct and accurate control of the WV-CS854A with user-friendly operation. The WV-CU161C can control WV-CS854A up to 900 m (3,000 feet) using RG-59U. With an Alarm input/output function and Alarm reset input/output function, WV-CU161C can transfer an alarm signal to an external equipment, such as motion detector. The WV-CU161C is an integral part of any high performance surveillance system.

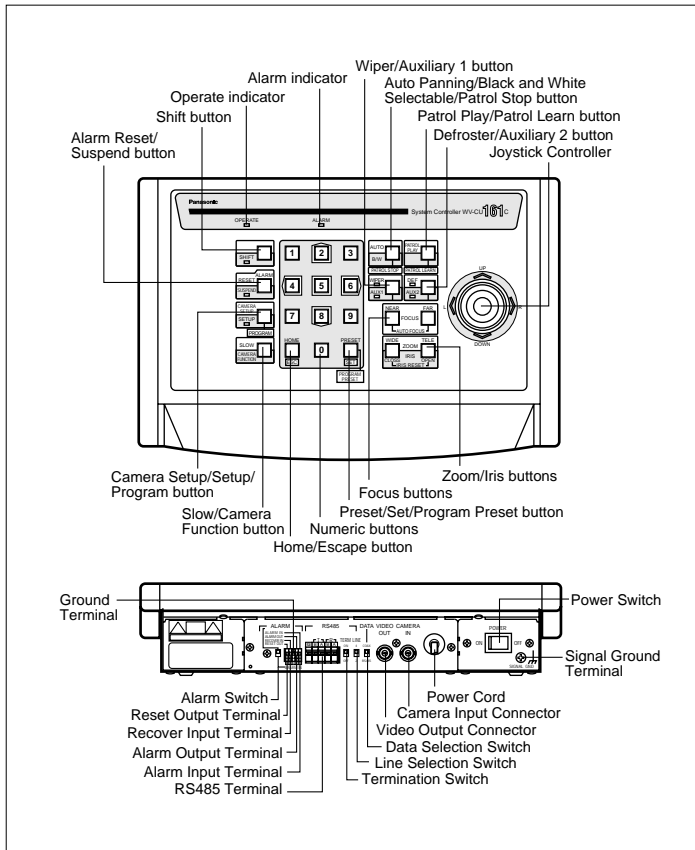
Key Features

- Preset Control : 64 positions function, focus, zoom ratio, rotation mode, etc.
- Lens control : zoom ratio, focus, iris
- Pan/tilt control : manual pan, manual tilt, auto-pan
- Receiver control : wiper, defroster, AUX 1-2
- Camera control : home position, camera setting, patrol function
- Preset control interlocked to alarm signal
- Built-in alarm recover input/reset output
- Built-in RS-485 terminal
- Built-in joystick positioner
- Preset data : up/download function, maximum 8 cameras

WV-CU161C SETUP MENU

```
ALARM SETUP "↓"  
SYSTEM SETUP "↓"  
PRESET DATA LOAD "↓"  
COMMUNICATION "↓"
```

MAJOR OPERATING CONTROLS



SPECIFICATIONS

Power Source	120 V AC 60 Hz
Power Consumption	6 W
Camera Input	Composite Video Signal 1.0 V [p-p] / 75Ω
Alarm Input	Max. 4 input
Video Output	Composite Video Signal 1.0 V [p-p] / 75Ω, multiplexed video and control data
Alarm Output	Open Collector Output 16 V DC, 100 mA max.
RS-485 Terminal	RS-485, full (4 line) or half (2 line) switchable
Lens Control	Zoom: Tele / Wide (Electronic zoom WV-CS854A only) Focus: Near / Far / Auto Focus Iris: Open / Close / Reset
Pan / Tilt Control	Manual: Selectable at variable speed control Auto Pan: On / Off
Housing Control	Wiper: On / Off Defroster: On / Off AUX 1.2: On / Off
Camera Control	Position Select: Selectable 1 to 64 (max.) Home Position: Possible Camera Setup: Possible Patrol Learn Function: Available on WV-CS854A only B/W, Color Mode: Selectable on WV-CS854A only
Memory	Camera Preset Data Upload / Download (Max. 8 cameras)
Alarm	Alarm Buzzer: On / Off Alarm Display: On / Off Auto Reset / Manual Reset: Possible Alarm Suspend: Possible
Ambient Operating Temperature	-10°C - +50°C (14°F-122°F)
Ambient Operating Humidity	Less than 90%
Dimensions (W) x (H) x (D)	330 x 74.5 x 221 mm (13" x 2-15/16" x 8-11/16")
Weights (approx.)	2.4 kg (5.28 lbs.)

• Weights and dimensions are approximate. • Specifications are subject to change without notice. • These products may be subject to export control regulations.

Panasonic

Panasonic Digital Communications & Security Company
Unit Company of Matsushita Electric Corporation of America

Security & Vision Systems Group

Security Systems

<http://www.panasonic.com/cctv>

Executive Office : One Panasonic Way 3E-7, Secaucus, New Jersey 07094

Zone Office

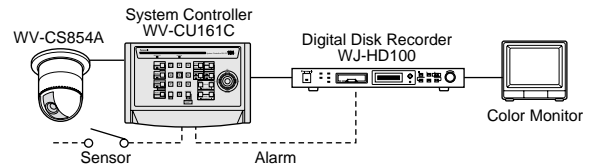
Eastern : One Panasonic Way, Secaucus, NJ 07094 (201) 348-7303

Central : 1707 N.Randal Road, Elgin, IL 60123 (847) 468-5205

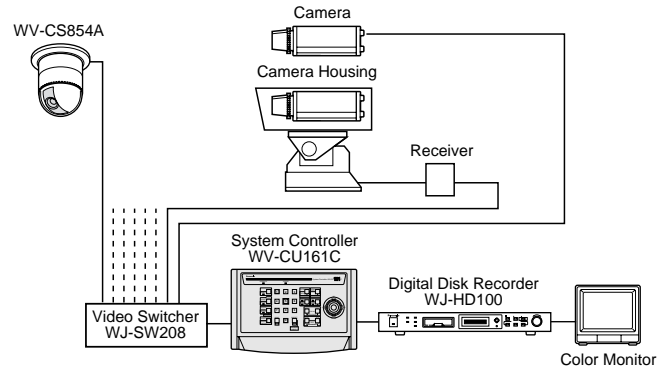
Western : 6550 Katella Ave., Cypress, CA 90630 (714) 373-7840

SYSTEM EXAMPLES

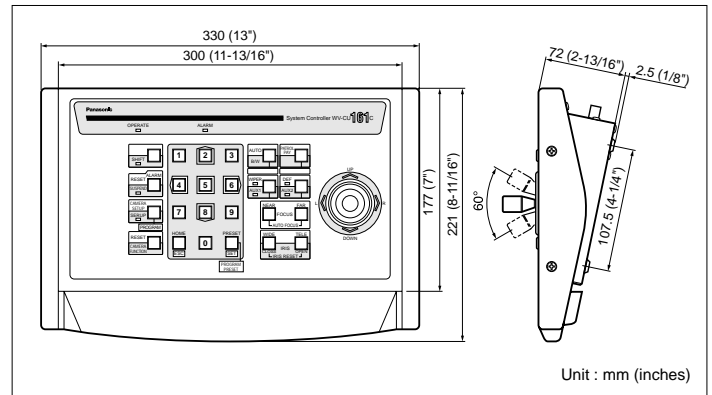
Basic Connection



Application Connection with the Passive Video Switcher



APPEARANCE



OPTIONAL COMPONENTS & ACCESSORIES

Super Dynamic II Dome Camera
WV-CS854A

- 64-position presettable
- Digital motion detector
- Electronic sensitivity up
- Automatic focus
- Max. 300 / second panning
- Privacy zone masking
- Patrol learn function
- B/W, color mode selectable
- 22x zoom / 10x electronic zoom



SDIITM
Super Dynamic

Receiver
WV-RC100 / WV-RC150

Rack Mount Angle
WV-Q62

DISTRIBUTED BY:

PANASONIC CANADA INC.

5770 Ambler Drive, Mississauga, Ontario, L4W 2T3 Canada (905) 624-5010

PANASONIC SALES COMPANY

DIVISION OF MATSUSHITA ELECTRIC OF PUERTO RICO, INC.

San Gabriel Industrial Park 65th Infantry Ave. KM. 9.5 Carolina, P.R. 00985 (809) 750-4300

Printed in Japan
WV-JHCU161CT(2P-476D)